

Procedure to obtain information on fishing operation (VHF Radio Telephone, Website)

1 Information on Operations via International VHF Radio Telephone

Information on operation of fishing boats is provided by international VHF from the Ise-Wan Vessel Traffic Service Center and Nagoya Port Vessel Traffic Service Center.

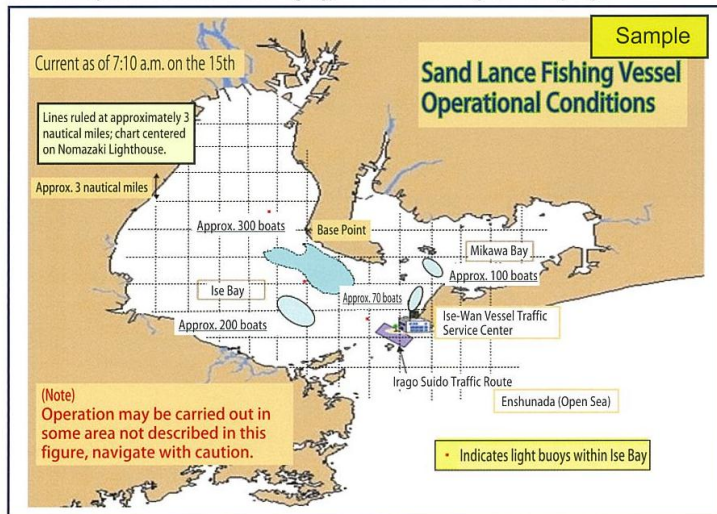
Classification of information	Timing of information	Content of Information	period
(1) Fishing Information	Generally 30 minutes before opening of operations (sunrise)	Presence or absence of operations on that day	During the sand lance fishing period
(2) Operational Information	When new information is available or roughly once every hour	Summary of operations and main grounds where in operation	
(3) Operational Information	Response to the position report	information on fishing boats on the way to destination	Year-round

(Note) To find the channel used, call up on Channel 16 and then switch to Channel 13, 14, or 22 as specified as the working frequency.

2 Figure on fishing boats in operation through Website

Figure on the area where fishing boats are in operation can be obtained through Website of the Ise-Wan VTS center; at the URL shown the below.

Ise-Wan Vessel Traffic Service Center Website Pair Trawler Information
URL : <http://www6.kaiho.mlit.go.jp/isewan/ikanago/ikanago.gif>



[Inquiries]

Ise-Wan Vessel Traffic Service Center : Phone 0531-34-2443
Nagoya Port Vessel Traffic Service Center: Phone 052-398-0715

Produced by the Council for the Safety of Vessels Operating in the Ise Bay and Mikawa Bay Area

Attention to the pair trawlers operating in the Ise Bay!!

In the Ise Bay and the Mikawa Bay, lots of pair trawlers are in operation actively all the year around in the major shipping route, where many merchant ships such as cargo ships go around. A single fishing net as much as 500m in length is stretched in shallow between a pair of fishing boats. If a merchant ship got caught in the fishing net, some marine accidents such as capsizing of fishing boats would be happened.



What to do to avoid further incidents

- ◎ Make sure of information on fishing operation from Vessel Traffic Service Center.
- ◎ Keep clear while proceeding in the vicinity of the fishing boats.
- ◎ Do not pass through the operating area of fishing fleets.
- ◎ Careful watch by using binoculars, radar and so on.
 - Confirm speed and course of fishing boats.
 - Confirm trawling line from the astern of fishing boats, and floating buoys in behind.



A drum-shaped object is always displayed while in operation.



Floating buoy (small, large)

Special Characteristics of Trawlers

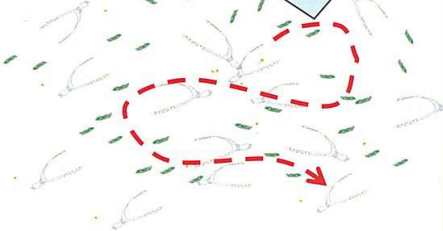
Sand Lance Fishing

Young Sardine Fishing

Dragnet Fishing

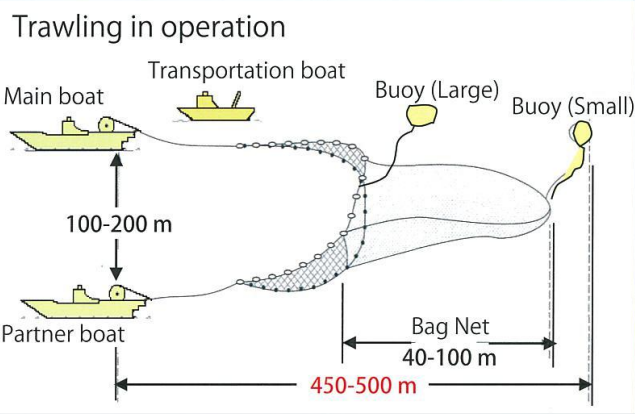
Appearance and Method of Fishing	Two trawlers (10-20 tons) pulling a net approximately 500 meters behind, with two floating buoys above the net in the water (front; large, rear; small). (It is not easy to find out the buoys, thus great caution is required.) Accompanied boat for finding and transportation is positioned around the net. A fleet of fishing comprises around 50-100 boats, and in the case of sand lance fishery season in March and April, more than 300 fishing boats consist a fleet. The speed while trawling is approximately 1.5 knot, with stretching a net shallow or mid-level depth (or more deep water depending on the depth of waters)	Appearance and Method of Fishing	
	The fishing boats tend to work in group, dragging their nets to the left or right to catch the school of fish, and some case they make a U-turn. The direction in which the boats proceed depend on where the fish are. They basically do not haul up the net to move from one side to another.	Direction of Movement	• Fish tend to escape to deeper water, thus when trawling, vessels in many cases proceed from deeper waters to shallower waters (towards the shore).
	Nets are raised once (catches are taken as the rear of one bag net is replaced by another). <i>*In accordance with the growth of fish, from mid-April on, the nets are then hauled up 4-5 times a day.</i>	Number of times nets hauled up	4-5 times a day (after catch is hauled up, the pair boats move to rear of the fleet and put out the net again.)
From sunrise, generally to around 11:00 a.m.	Hours of Operation	From sunrise, generally to around 3:00 p.m.	
Normally from early March to June	Fishing Season	Year-round	
Inside and outside the bay: during fishing season cited above	Main Fishing Grounds	Inside bay: Autumn to around December Outside the bay: period other than above	Main Fishing Grounds Inside bay: From April to around December Outside the bay: period other than above

- Proceed to left or right of pursued schools, followed by a U-turn.
- In busy time, upward 300 fishing boats may be operating in the same ground.
- In sand lance fishing, catches are taken as the rear section of one bag net is replaced by another, so once the nets are cast, they are not hauled up until finish of that day's operation.



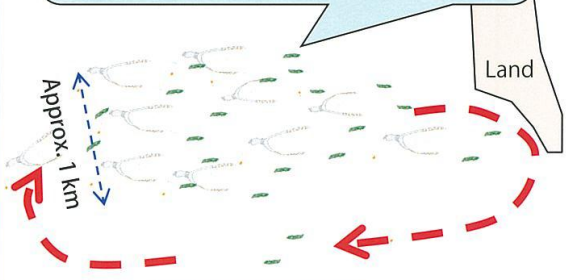
Sand Lance Fishing

Young Sardine Fishing



* From above water, trawl nets are not visible.

- Many vessels trawl in the direction of the shore (towards the shallows).
- Approximately 50-60 fishing vessels may operate in the same waters.
- After the net is hauled in and the catch taken, the vessel moves to the back of the fleet and resumes fishing.
- Lateral span is approximately 1 km



Dragnet Fishing